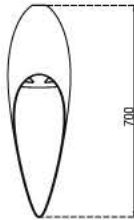


# SMALL DROP



## SOUND OUTPUT

**Speaker type**  
5" dual-concentric speaker

**Nominal impedance**  
8  $\Omega$

**Crossover**  
external waterproof  
boxed crossover  
Hi-Pass filter at 60-70 Hz  
12dB/oct recommended

**Frequency range**  
70-20.000 Hz (-6dB)

**Sensitivity (1W-1m)**  
89 dB

**Speaker Peak Power**  
180W

**Speaker RMS Power**  
90W

**Recommended amplifier power**  
150W (Class D)

## SPECIFICATIONS

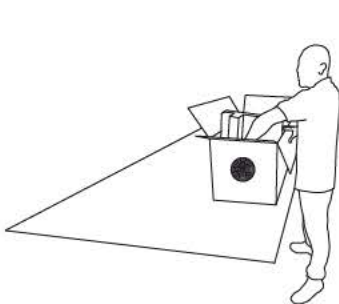
**Material**  
composite material available in  
black or white

**Mechanic material**  
stainless steel

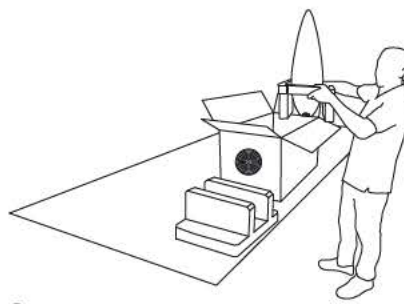
**Dimensions**  
700 x 207 x 207 mm

**Weight**  
4 kg

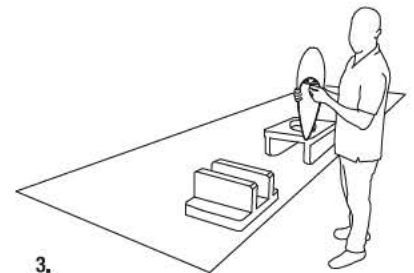
**Unpacking:** to remove the Small Drop from the shipping box carefully follow these steps



1. Lay the box on a counter that makes unpacking comfortable and proceed to open the box.

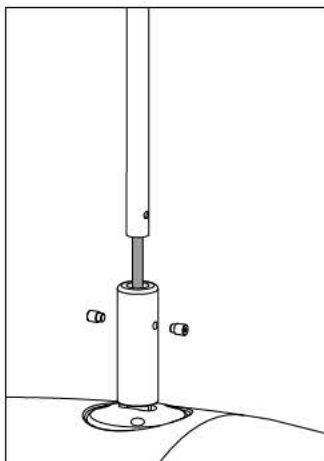


2. Gently lift the module, which is firmly kept safe into the box by its packaging, and remove the molded foam.

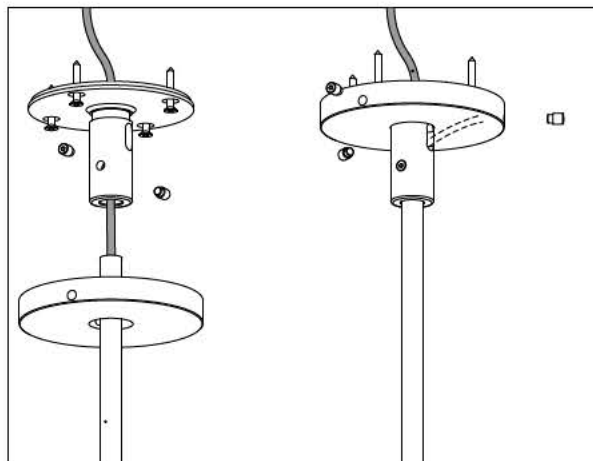


3. Remove carefully the module from the protective plastic envelope and proceed to installation.

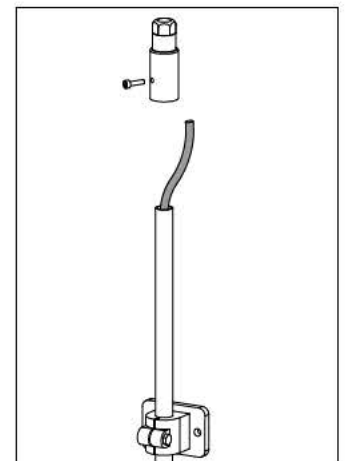
**Installation:** the Small Drop loudspeaker can be installed either indoor and outdoor, on wall, on ceiling or between tree branches; to fix the module use the appropriate mechanic and shown in the images.  
In the case you decide to use the metal tube fixing option, insert the steel tube into its seat connected to the ball joint till it stops, then block the tube tightening the two miniscrews, making sure to lock them into the proper holes on the tube. Proceed according to the different anchoring options like shown below.



Connection to the body



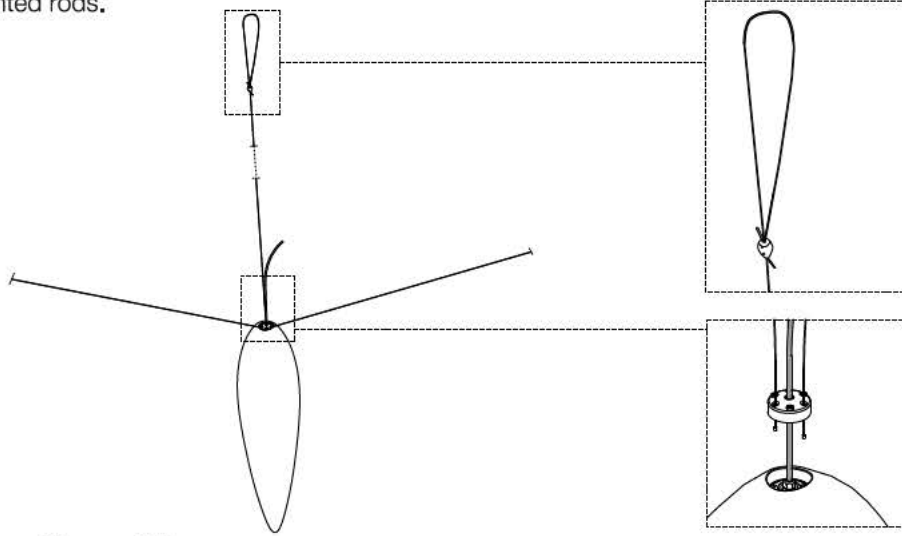
Connection to the ceiling - Indoor - (VPERG anchoring)



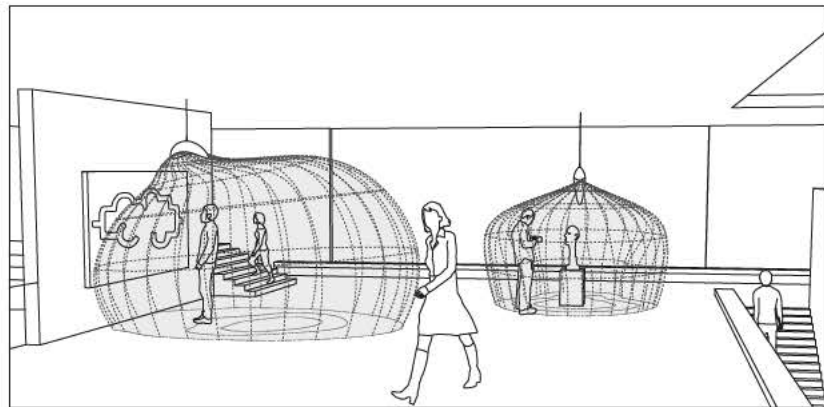
Connection to the wall  
Indoor/Outdoor - (FK-12 clamp)

Modules intended to be mounted with steel cable between tree branches are delivered with the mechanic and cables already assembled, ready to be installed. The three divergent steel cables (ideally 120° apart from each other in plan) should be placed far apart as possible and fixed either around a branch or other supports (eyelet/eyebolt anchored to wall/structure) with a loop clamped with proper steel wire clamps.

It is recommended to use a soft plastic or rubber sleeve around the steel wire where it comes into contact with fragile surfaces such as the branches of a tree or painted rods.



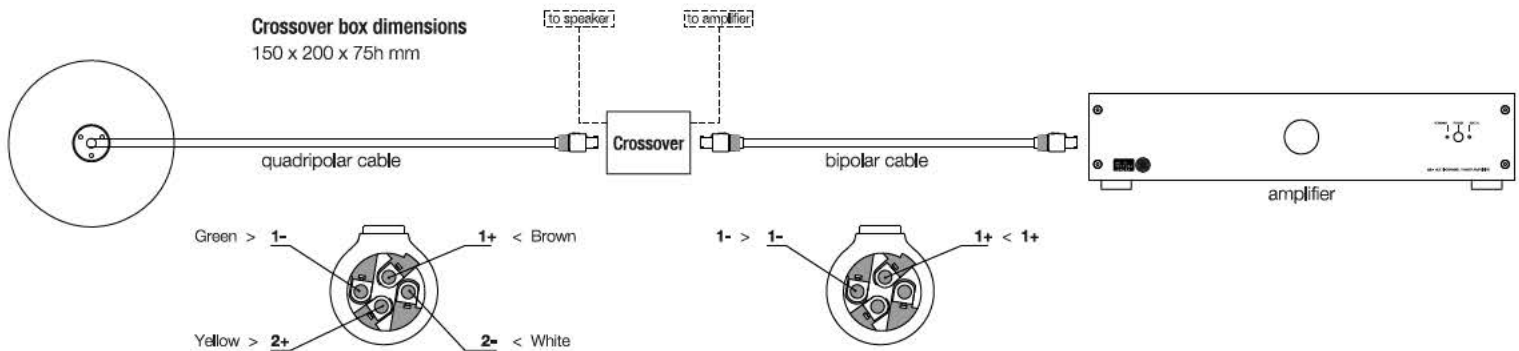
**Diffusion and directionality:** the Small Drop is a directional sound module characterized by a dual concentric 5" transducer, with coaxial mid-woofer and tweeter to create a virtual point source, linear and time coherent.



**Connection:** the Small Drop requires an external passive crossover, provided by AS in a special box with female Speakon connectors, to be placed near the amplifier or the module. The crossover in the box is equipped with a thermal protection system for the module.

**Crossover**  
external waterproof  
boxed crossover  
Hi-Pass filter at 60-70 Hz  
12dB/oct recommended

**Crossover box dimensions**  
150 x 200 x 75h mm



**Maintenance and care:** to keep your speakers beautiful as long as possible, we warmly recommend doing maintenance at least once a year. When not in use, sound modules should be appropriately covered or stored away; heavy duty protective covers are available from AS.

Please refer to the General Manual for appropriate instructions and note that any departure from our recommendations on care and cleaning, or any evidence of misuse or damages from ordinary wear and tear, will void all warranty claims.