


An omnidirectional sound diffuser characterized by a warm and full tonal balance, the **Cube400** represents the top of **AS** range. The Cube celebrates clear-cut lines and discreet elegance and it is available in various combinations of materials, offering a wide choice of sound modules ready to harmonize with different landscapes and settings.

Both **indoor and outdoor** it is ideal for environments requiring a superior sound quality and an elegant design presence.

The **Lighting Mood** version adds a magical and ethereal component to an element so strongly characterized by its materiality.

Available also in subwoofer version.

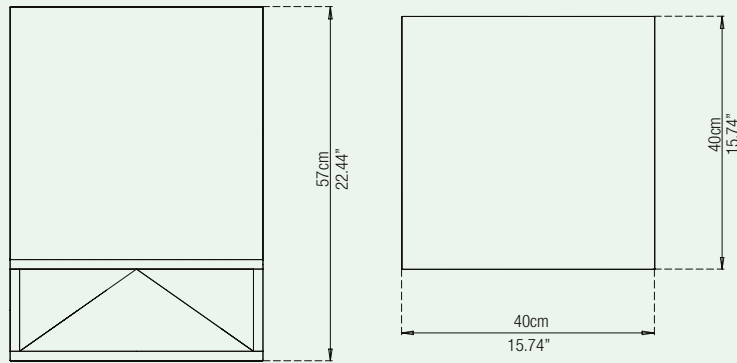


CUBE_400

SUPERIOR SOUND QUALITY AND ELEGANT DESIGN



ARCHITETTURA SONORA



Dimensions: 40 x 40 x 57 cm (15.74 x 15.74 x 22.44 inches)

Weight: 140kg (308 pounds) in marble - 110kg (242 pounds) in concrete

SPECIFICATIONS

Speaker Type: 6" Dual Concentric

Nominal Impedence: 8Ω

Crossover: Two way on board

Frequency Range: 38-20.000HZ (-6dB)

Sensitivity (1W-1m): 89dB

Speaker peak power: 300W

Speaker RMS POWER: 150W

Recommended amplifier power: 200W (Class D)

Lighting Mood specs (optional)

Light Source: Led module 1x22W

Rated Output: 22W


Power Supply: 90-260V

Light Color Temperature: 3000K

BUILD YOUR OWN SPEAKER

BODY MATERIALS

CONCRETE



Gray

Black

White

Red

MARBLE, TRAVERTINE, ALTERNATIVE STONES



White Carrara

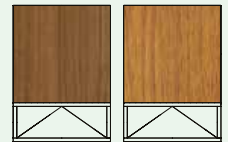
Black Marquina

Classic Travertine

Walnut Travertine

Pick your favourite stone

WOOD



Teak

Oak

BASE MATERIALS



Stainless steel

Brass

Painted Graphite Aluminium

Painted Silver Aluminium